

Soft Jaw

Power Chuck Soft Jaw
파워척 소프트 조



제품 특징
표준 파워척에 적용

Application / Customer's Benefit
Works with HC.

Fig. 1

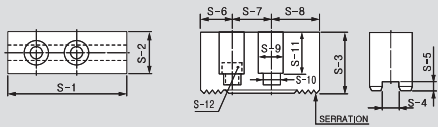


Fig. 2

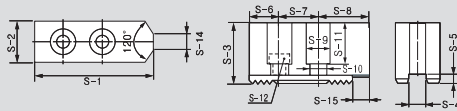
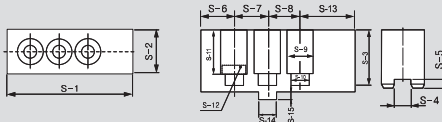


Fig. 3



※ 유선 제품별 치수표 참조 ※ See the product dimension Table on the right.
※ 스페셜 타입 Jaw 별도 문의 ※ Please inquire separately for the special Jaw.

제품 치수 / DIMENSIONS

	SB04C1	SB06N1	SB06B1	SB08B1	SB10B1	SB12A1	SB12N1	SB15C1
Fig.	2	2	2	2	2	1	1	1
Serration Pitch	1.5x60°	1.5x60°	1.5x60°	1.5x60°	1.5x60°	1.5x60°	1.5x60°	1.5x60°
S-1	48	62	72	95	110	129	111	165
S-2	19	23	31	35	40	50	50	62
S-3	23	25	32	38	42	50	50	66
S-4	8	10	12	14	16	18	21	22
S-5	3	4	5	5	5	5	4	8
S-6	8	12	15	15	30	39	21	37
S-7	15	19	20	25	30	30	30	43
S-8	25	28	37	46	50	60	60	85
S-9	11	13.5	17	19	19	23	25	32
S-10	7	8.5	11	13	13	15	17	21
S-11	15	16.5	20	23	27	30	33	42
S-12	M6x16	M8x20	M10x30	M12x35	M12x35	M14x45	M16x40	M20x60
S-13	-	-	-	-	-	-	-	-
S-14	6	5	12	12	15	-	-	-
S-15	-	-	-	-	20	-	-	-
Corresponding	HCH-04	HS/HCH-04,05	HS/HCH/HCH-06, MH-206, UR-175	HCH/HCH/HS-08, MH-208, UR-210	HCH/HCH/HS-10, MH-210, UR-250	HCH/HCH-12	HS-12, MH-212 UR-315	HCH-15 HCH-18

	SB15N1	SB15A2	SB18A2	SB32B2	SB32GB	SB32SB2	SB40GB	SB40SB2
Fig.	1	1	1	1	1	3	3	1
Serration Pitch	1.5x60°	3.0x60°	3.0x60°	3.0x60°	-	3.0x60°	-	3.0x60°
S-1	135	165	180	160	165	185	270	270
S-2	50	62	65	75	75	75	110	110
S-3	60	66	70	75	83	75	117	110
S-4	25.5	22	25	25.5	12.7	25.5	30	30
S-5	5	8	9	7	13	7.5	13	7.5
S-6	26	30	40	25	21.9	26.8	48.8	32.5
S-7	43	50	60	38	76.2	38.1	76.2	60
S-8	66	85	80	97	-	82	76.2	-
S-9	32	32	32	32	32	32	39	39
S-10	21	21	21	22	22	22	26	26
S-11	39	42	45	54	59	57	90	90
S-12	M20x55	M20x60	M20x60	M20	M20	M20	M24	M24
S-13	-	-	-	-	-	82	68.8	112.5
S-14	-	-	-	-	19.025	-	19.025	-
S-15	-	-	-	-	-	-	-	85
Corresponding	HC-15, HC-18	MH-218	HCH/MCH-21, HCH/MCH-24, MH-221,224	HCH-32 [Serration]	HC-32 [Groove]	HC-32 [Serration]	HC-40 [Groove] /50,55,63,70,80	HC-40 [Serration] /50,55,63,70,80